



Frame and Frameless Dump Trailers



First in Aluminum Trailers

▶ Designed for Optimum Payload

East Dump Trailers Deliver Strength and

The ideal balance of strength, weight and design for optimum payload over the long haul.

All East dump trailers are designed to maximize payload, and deliver strength and durability to meet the needs of all types of dump trailer applications. East trailers stay on the job longer, reducing downtime and increasing profits. By incorporating light-weight and longer-lasting components into each and every trailer, East has earned the reputation of having higher resale value.

More Payload

East trailers have excellent “empty weight,” plus the strength and versatility to efficiently haul more than just bulk commodities.

Easier to Maintain

It costs less to repair and maintain East dump trailers. Wall repairs are not noticeable because the trailer walls are welded individually, and it doesn't require top rail removal.

More Strength

The East design uses high-quality aluminum in its composition. The unique 2-inch thick, double-wall extruded aluminum wall panels are robotically welded together vertically inside and out for superior strength and resistance to twisting.

More Versatility

For more profitability, the combination of lightweight, strength and high load ratings gives you versatile and flexible load options.

Higher Resale Value

East has earned the reputation for quality that brings a higher resale value.



5-Year Limited Warranty

Durability

GENESIS® SMOOTH-SIDED ALUMINUM

We revolutionized dump trailers with our smooth-side Genesis® design that customers tell us adds up to 1/2-mile per gallon compared to ribbed trailers. And the more aerodynamic design is easier to clean, and will not show dents from the inside, improving resale value and keeping your trailer looking good. The outboard Genesis design provides more capacity than external post-style trailers.



Genesis innovation includes:

- Superior strength and resistance to bowing.
- Double-wall design to protect the outer wall from load impact dents, improving resale value.
- Superior dump stability because the entire integrated trailer body resists weight shifting and twisting that can lead to tipping.
- Three-inch spacing of interior panel ribs means the inside walls stay flatter, creating fewer high points to reduce wear.
- Optional thicker aluminum in higher wear areas, such as the last 4-feet inside the trailer.
- Easy repairs that can be inconspicuous, and do not require the removal of the top rail.
- Smooth walls can be left polished as they come from the factory, or used as the base for company name, logo and attention-grabbing graphics.


Stronger Side Walls

The aerodynamic design has unique 2-inch-thick, double-wall extruded aluminum panels, robotically-welded vertically inside and out for superior strength and resistance to bowing. It protects the outer wall from dents. Vertical panels are lighter than competitive horizontal panel systems, resist bowing better and reduce maintenance costs. In addition to maximum strength, welding inside and out reduces corrosion.

Advanced Wall-to-Wall Construction

The welded union of crossmembers, floor plates and side walls result in trailer strength. For a super strong floor-to-wall attachment joint, crossmembers and floor plates interlock into the bottom rub rail, forming a pocket to accept the side wall panels.

The 3-inch spacing of interior panel ribs give 8 times more wall surface support than external posts. And, the inside walls stay flatter.



Lightweight, Smooth-Walled Tailgate

Less weight without sacrificing strength or durability. Dirt, mud, snow and ice don't build up on the smooth surface.



FRAME DUMP TRAILER

Get

Designed with heavy-duty strength and durability, East frame dump trailers are ideal for versatile hauling requirements. We offer several frame dump trailer configurations to meet the needs of every jobsite.

Full Wrap-Around Bulkhead

The bulkhead is wrapped around the sides, back to the third crossmember, transferring the hoist load to the side walls to reduce stress and potential cracking in tough applications. It aids air flow for improved fuel efficiency.

Reinforced Hoist Well

The hoist well support is built from 3/8-inch extruded 6061-T6 U-beams, and reinforced with 3/8-inch stiffeners to reduce body twist.

Seamless Hoist Base Assembly

The hoist mount is 1/4-inch thick; 3-inch x 5-inch seamless tubing adds extra strength, reducing cracking.

Bolted Gussets Reduce Cracks

Chassis crossmember gussets are bolted – not welded – to allow the assembly the flexibility to give under normal stresses and vibrations, yet still maintain a positive connection.



Premium-Grade Aluminum Floors

Built of 5083 H321 aluminum alloy for higher yield strength.

Quiet-Ride Rubber Pads

Rubber pads are affixed to each body crossmember to reduce noise and wear. Competitive products bolt rubber to the chassis frame, which often dislodges and/or retains dirt and debris.

Long-Lasting Chassis

Constructed from one-piece I-beams, the chassis has fewer welds and joints than a fabricated beam, resulting in reduced cracking.*

**21-inch aluminum frame is constructed from two T-section beams welded at the center.*

More with East Frame & Frameless Dump

DUMP TRAILER FEATURES

Strong Solid-Box Crossmember

Solid-box extruded crossmember design provides support under floor seams for longer floor life. U-shaped crossmembers have special contact point flanges for extra support, and welds are positioned away from high-stress areas.

Stronger Rear Posts

The 1/4-inch-thick rear corner posts wrap completely around top and bottom rails and interlock to add strength, reducing side-to-side distortion.

Coal/Grain Door

Available in 12- and 20-inch widths, East coal/grain doors are equipped with UHMW plastic bearings and grease fittings at the pivot point, providing smooth, easy operation and low maintenance. For precise control flow, each door locks over center with the ability to lock at various positions.

Tougher Tailgate Hardware

Top hinges and bottom latch are bolt-on for easy replacement. Anti-corrosive coating and shims protect steel-to-aluminum connections.

Zinc-Plated Tailgate Pins

Steel tailgate pins are zinc-plated and shrouded with stainless steel insulators to protect steel-to-aluminum connections.

Durable Hinge Shoe

Uniquely engineered for longer life, the dump hinge shoe is crafted from hardened ductile steel, with twin grease valleys machined inside for complete 360° lube around the pin.

Filter Protects ABS


An air filter in the service line protects the ABS module from micro-particles entering the system.

Corrosion-Resistant Paint Process

Steel components are carefully prepared, primed and coated with a baked-on paint, producing a durable, attractive finish that resists corrosion.

Elite™ Wheel-End Warranty

Standard wheel-end parts are warranted for 5 years or 350,000 miles. The assembly is filled with synthetic oil, which resists high-temperature breakdown.



East frameless dump trailers are design for the ideal balance between low weight for more payload and heavy-duty strength for durability. East offers several frameless dump trailer configurations.

Full Wrap-around Bulkhead

The bulkhead is wrapped around the sides, back to the third crossmember, transferring the hoist load to the side walls to reduce stress and potential cracking in tough applications. It aids air flow for improved fuel efficiency.

Strong Doghouse

Doghouse connects to an under-support system of U-shaped channels fastened and gusseted at critical torsion points. Stress is transmitted to neutral areas of the side walls, virtually eliminating stress cracks.

Premium-Grade Aluminum Floors

Built of 5083 H321 aluminum alloy for higher yield strength.

Light-Weight/Long-Life Upper Coupler

Replaceable stainless steel saddle receiver assembly bolted into an aluminum sub-structure for reduced tare weight and maximum durability.



▶ **FRAME AND FRAMELESS DUMP TRAILER OPTIONS**

Since East frame and frameless dump trailers are custom manufactured, many options are available. Some common options include:



Ground-Controlled Two-way Tailgate

An actuator handle located at the bottom rear of the body enables you to convert the tailgate from side swing to top swing and vice versa. The latch that engages and releases the top pin is hidden and protected inside the rear post itself.



Sideswing Tailgate Guide Ramp Roller

Prevents top pin misalignment by guiding the gate and top pin back into position during closing, making the gate much easier and faster to close.



TRADITIONAL EXTERNAL POST TRAILER

When a traditional external post trailer fits your needs, look no further than East.

Superior Floor-to-Side Wall Joints


Traditional external side posts are welded directly to the bottom rail then dirt-shedding wedge plates and a clean-dumping inside radius are added. This strong interlocking Z-section reduces cracking at the critical floor-to-side wall joint.

Side-Walls Resist Deflection

A full-length boxed top rail interlocks with the side walls and side posts. All outside joints are continuously welded for greater load-bearing strength and durability.

Tough Tailgate

90° wall joints are continuously welded, rather than stitch welded, to five different structural members, maximizing strength-to-weight ratio and joint integrity.



EAST DUMP TRAILER AND BODY LINE.

Hybrid Dump Trailer

The Genesis® Hybrid dump trailer combines square-box trailer strength with a round bottom lightweight to provide the advantages of both kinds of trailers. With 2+ yards greater capacity than a traditional half-round trailer, the Hybrid gives you greater payload capacity. Its center-of-gravity is 7+ inches lower than a traditional half-round for greater dump stability and twist resistance, better cornering and overall operational peace of mind. In addition, a stronger, more rigid body resists body twisting, and improves repairability.

Aluminum Truck Dump Body

The aluminum truck dump body is custom engineered and manufactured to your demanding specifications. Only premium aluminum alloys for flooring and side material are used for long life and durability. Genesis side construction permits the side walls to be insulated for asphalt operation.

Steel Dump Trailer

The body of the steel dump trailer is made from Hardox® AR450 grade steel to handle tough construction and demolition work. Our frame steel dump trailer gives you maximum uptime and reliability, a lower center of gravity, greater payback at resale and a baked-on paint finish.

Michigan Series Dump Trailers

East builds a wide variety of frame dump trailers with the multi-axle configurations that meet the requirements of hauling in Michigan. Both Genesis® and traditional external post styles are available for triple-ten (gravel train), super-train, break-up double, twelve wheelers and up to 8-axle semi-trailer configurations. Steel dumps are also available.





East Manufacturing Corporation
1871 State Route 44
P.O. Box 277
Randolph, Ohio 44265
888-405-3278 | www.eastmfg.com

*Specifications may change without notice.
Actual components may vary.*

Copyright ©2015 East Manufacturing Corp. 10M