

Cab Storage Racks CSR

Extruded Steel Hauler



- ◆ Extruded aluminum provides strength, yet weighs less than other models with the same solid construction.
- ◆ Extruded 26"L (10 chain capacity each) chain racks, incorporated into storage rack with lockable covers to secure chains.
- ◆ Full width chain tray has depth of 8" and height of 8" for low profile close turning radius clearance.
- ◆ Inset groove in extrusions to install 1" reflective tape to enhance esthetics and nighttime visibility.
- ◆ Reflective tape available in eight different colors. (black reflective tape is standard)

Bolt on handle and mounting kit included in price.

Note: Standard Window is 20" x 20" x 3/4" solid aluminum bars.

Part No. 711-40040-83*

140# 65"h x 83 1/2"w Extruded Steel Hauler.

Part No. 711-40040-84*

143# 65"h x 83 1/2"w Extruded Steel Hauler, with 20" x 20" Window.

Combo Steel Hauler



- ◆ Combination of extruded 6061 T-6 aluminum and 3/16" diamond plate aluminum which combines strength, yet lightweight construction with beauty of diamond plate aluminum.
- ◆ Two locking chain racks (21"l on 70"w models & 26"L on 87 1/2"w models)
- ◆ Full width tray to accommodate up to 20 chains.
- ◆ Inset groove in extrusions to install 1" reflective tape to enhance esthetics and nighttime visibility.
- ◆ Reflective tape available in eight different colors. (black reflective tape is standard)

Bolt on handle and mounting kit included in price.

Note: Standard Window is 20" x 20" x 3/4" solid aluminum bars.

Part No. 711-40020-01*

182# 72"h x 76"w Combo CH Steel Hauler , Split Trays w/ lids, 20" x 30" Window.

Part No. 711-40020-03*

182# 72"h x 76"w Combo CH Steel Hauler , Full Tray w/ lid, 20" x 30" Window.

Part No. 711-40040-70*

155# 65"h x 70"w Combo Steel Hauler, Day Cab Model.

Part No. 711-40040-71*

161# 65" X 70"w Combo Steel Hauler, Day Cab Model, with 20" x 20" Window

Part No. 711-40045-83*

171# 65"h x 83 1/2"w Combo Steel Hauler.


Part No. 711-40045-84*

171# 65"h x 83 1/2"w Combo Steel Hauler, with 20" x 20" Window.

* See page 10 for *Operational Usage* and *Installation / Maintenance* for the East CSR.

Cab Storage Racks CSR

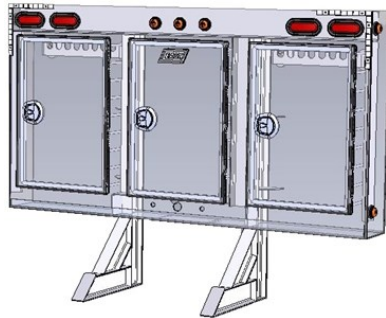
Combo Ultimate Steel Hauler



- ◆ Combination of extruded 6061 aluminum and 3/16" diamond plate aluminum which combines strength, yet light-weight construction with the good looks of diamond plate.
- ◆ One 26" lockable chain rack to accommodate 10 chains or chain lever or ratchet binders.
- ◆ One 26" extended lockable chain rack to accommodate 10 chains.
- ◆ Two racks to accommodate 8 coil rack retainers.
- ◆ Two shelves to store rolled up tarps.
- ◆ Three rack storage areas on rear of unit to store 4 x 4 wood.
- ◆ Tray between support legs for chains to hang into and extra items storage.
- ◆ Holes located on lower driver side to install air fittings and 7 way electrical plug.
- ◆ Inset groove in extrusions to install 1" reflective tape to enhance nighttime visibility.

Part No. 711-40050-00* 190# 83 1/2"w x 65"h Combo Ultimate Steel Hauler. (bolt on handle and mounting kit included in price)

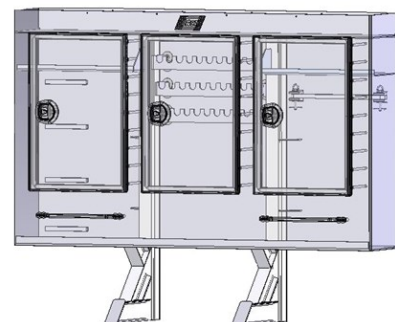
Deluxe Cabinet Model



- ◆ Three door cabinet constructed of 3/16" diamond plate aluminum and extruded 6061 aluminum.
- ◆ Three weather proof doors with chrome lockable draw-down stainless steel t-latches.
- ◆ Chain racks in two outer compartments to accommodate a total of 20 chains, and / or binders.
- ◆ Lighting is all LED with 3 red marker lights on top center and 4 amber marker lights on each side of unit.
- ◆ 4 model 60 stop/ tail / turn lights in top of unit, plus all lighting is connected by a sealed harness system.
- ◆ Holes in bottom center of unit to install 2 air fittings and 7 way electrical plug with harness out rear of cabinet.
- ◆ Inner cabinet dimensions are 8"d x 48"h x 86"w with center compartment for storage of rolled tarp.
- ◆ Legs mounted on interior of cabinet so unit may be mounted as close as possible to back of cab.
- ◆ All wiring is enclosed on channels in the sides top and bottom of unit for clutter free look.

Part No. 711-40060-01* 410# 87 1/2"w x 65"h Deluxe Cabinet Model. (bolt on handle and mounting kit included in price)

Ultimate Steel Hauler Cabinet Model



- ◆ Three door cabinet constructed of 3/16" diamond plate aluminum and extruded 6061 aluminum.
- ◆ Three weather proof doors with chrome lockable draw-down stainless steel t-latches.
- ◆ Chain racks in center compartment to accommodate a total of 30 chains, and / or binders.
- ◆ Shelves in outer compartments located in upper area for strap storage.
- ◆ Open storage area on top of unit for storage of 4 x 4 wood or tarps.
- ◆ Inner cabinet dimensions are 15"d x 48"h x 86"w .
- ◆ Legs mounted on interior of cabinet so unit may be mounted as close as possible to back of cab.
- ◆ Passenger compartment contains rack for storing coil rack retainers
- ◆ Bolt on handles on both sides of unit along lower edge.
- ◆ Bottom and back of unit constructed of 1/4" aluminum with reinforcement plates for chain racks.
- ◆ Tarp strap storage on inside of drivers door.

Part No. 711-40060-01* 460# 87 1/2"w x 65"h Three Door Ultimate Cabinet (15"D) (mounting kit included in price)

* See page 10 for *Operational Usage* and *Installation / Maintenance* for the East CSR.

Cab Storage Racks

Storage Rack Accessories

Part No.	099-30821-00	Standard U-Bolt Mounting Kit (18")
Part No.	546-05018-01	U-Bolt Mounting Kit (24")
Part No.	712-30000-00	Outside of Frame Mounting Kit (4 brackets per kit)
Part No.	712-20000-00	26"L Bolt On Lockable Chain Rack (10 chains)
Part No.	712-20000-01	26"L Extended Ultimate Lockable Chain Rack.
Part No.	712-20000-02	21"L Bolt On Lockable Chain Rack (8 chains)
Part No.	712-20011-00	Bolt on Chain Tray for 83 1/2"w Storage Racks
Part No.	712-20011-01	Bolt on Chain Tray for 70"w Storage Racks
Part No.	712-20011-02	Bolt on 26"L Split Chain Tray
Part No.	546-05011-00	Bolt on Grab Handle
Part No.	542-11125-04	Stainless Countersunk 1/4" x 1 1/4" Screw (4 required)
Part No.	542-14000-04	Stainless 1/4" Nylon Lock Nut (4 required)
Part No.	535-05004-20	11" DOT Clear Reflector
Part No.	535-05005-20	12" DOT Clear Reflector
Part No.	546-05004-02	Locking T-Latch Kit
Part No.	546-05044-00	Locking T-Latch Kit (NEW STYLE)
Part No.	535-15375-20	Red Model 30 LED Clearance Light
Part No.	535-15376-20	Amber Model 30 LED Clearance Light
Part No.	535-05961-20	Grommet Model 30 Light
Part No.	535-15260-20	Red Model 60 LED Stop & Tail Light
Part No.	535-05607-20	Grommet Model 60 Light



* **WARNING** **OPERATIONAL USAGE CSR** (Cab Storage Rack)

Drivers and Owners are responsible for complying with the **FMCSA/D.O.T.** Regulations to secure and monitor the cargo load. NOT complying with the **FMCSA/D.O.T.** Regulations to secure and monitor the cargo load could result in death or serious injury.

- NO cargo loads are to be in contact with or affixed in any manner to the East Cab Storage Rack (CSR).
- The East CSR is NOT designed to stop or minimize movement of cargo or intended to protect persons inside the truck's cab in the event of any cargo becoming loose as a result of an accident or failed cargo securement device or system.
- The East CSR is not a substitute for any securement device prescribed by law.
- Use of the East CSR does not change or reduce the load securement requirements imposed by law.

* **WARNING** **INSTALLATION/ MAINTENANCE CSR** (Cab Storage Rack)

The East CSR must be properly installed per the instruction manual. NOT properly installing the East CSR could result in death or serious injury. Read all manuals and safety information on website before installing.

The East CSR and platform must NOT have damaged or weakened components. A damaged CSR could result in death or serious injury. See manual on how to inspect and properly maintain the East CSR.

Modifications to the East CSR may damage or weaken the CSR. A weakened CSR could result in death or serious injury. See manual for what modifications can be made to the CSR.